

HOW TO JOIN - NEW MEMBERS

Welcome to Masters Swimming. This Help Sheet is to assist NEW members go through the process of joining a Masters Swimming Australia club.

NEW members (without an existing Swim Central profile)

- If you do not have a profile already in Swim Central you need to create one
- Click on the JOIN HERE member tab on the right of the page
- Click on *Don't have a login? Register for an account*
- Follow the steps to create a profile and verify your email address
- Return to the login page and log into Swim Central
- Once logged in you click on Store, select membership and search for the Masters Club you are wanting to join (See steps below)

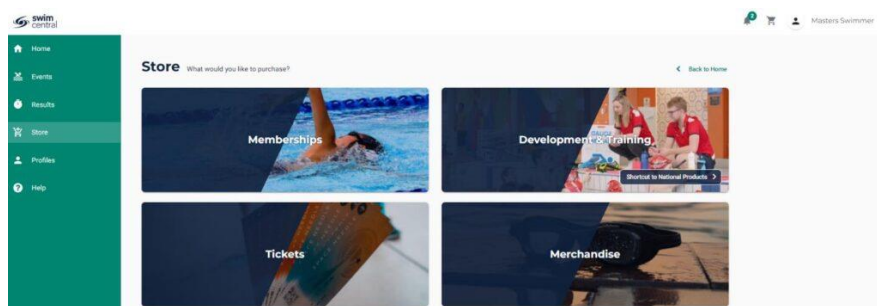
NEW members (with an existing Swim Central profile)

- You may be a parent, a member of a Swimming Australia club or be an ASCTA coach and have an existing profile
- If this is you then you need to log into Swim Central using the email address associated with your existing profile
- If you have forgotten your password do s forgot password request
- Once logged in you click on Store, select membership and search for the Masters Club you are wanting to join (See steps below)

Please check the club name when purchasing a membership product; that it is the correct Club you are wanting to join and is a Masters Club as some Swimming Australia clubs have similar names. Most Masters Swimming Australia clubs will have the word 'masters' in their name but some do not.

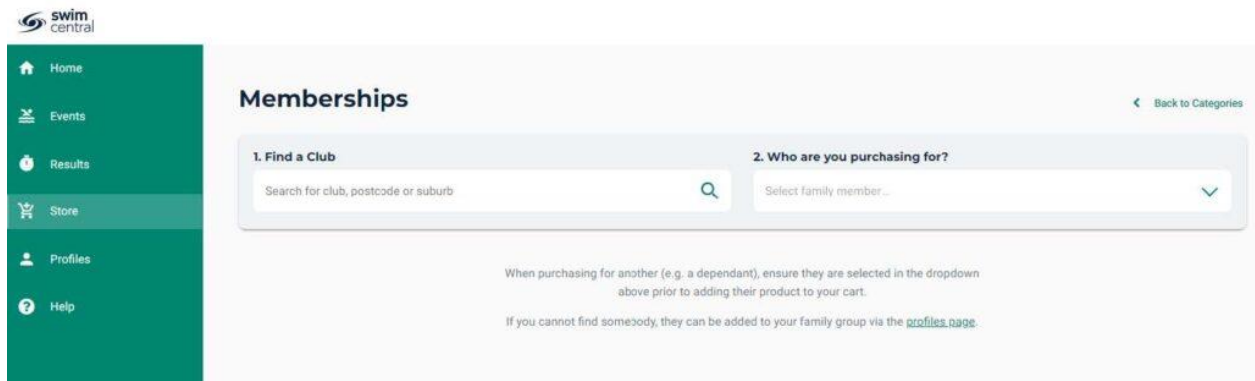
Steps to purchase a membership

Once you have a Swim central profile you need to be logged in and from the menu option to the left select Store, then Select Memberships



HOW TO JOIN - NEW MEMBERS

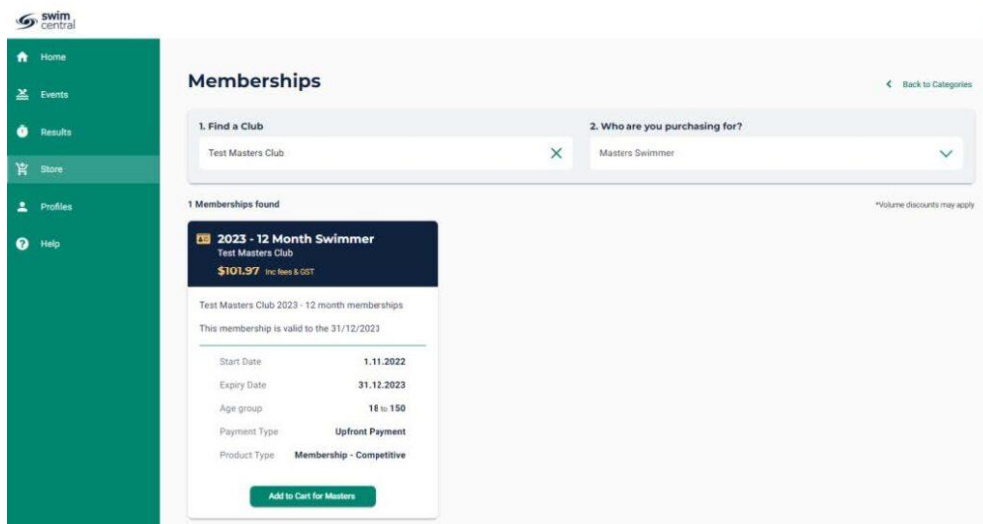
Search for your club by club name by postcode or by suburb



Select yourself as the member you are purchasing a membership for.

If the club you are purchasing a membership for has more than one membership product you will see them listed.

If there are no products displaying in the store please check with the Club (or contact Masters Swimming Australia or your Branch) as they may not have any membership products available to purchase.



Select the appropriate membership by selecting 'Add to Cart for **Member name**' at the bottom of the product tile – you cannot add more than one of the same membership

HOW TO JOIN - NEW MEMBERS

To go to Checkout click on the cart icon next to your name

- Confirm all details are correct and assigned to the correct name
- Enter name on credit card
- Enter card number, expiry date and CVC
- Read and agree with Terms and Conditions
- Select 'Buy Now'
- A screen saying 'Thank you for your purchase' shows with a summary of your purchases and a confirmation email will be sent to your registered email address.

